
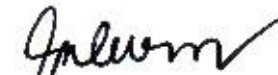


QUARTERLY REPORT OF REVENUE AND OTHER RECEIPTS
 As of the Quarter Ending June 30, 2018
 (In Pesos)


Department: State Universities and Colleges (SUCs)			Agency: University of Science and Technology of Southern Philippines - Cagayan de Oro Campus										
Operating Unit: N/A			Report Status: SUBMITTED										
CLASSIFICATION / SOURCES OF REVENUE AND OTHER RECEIPTS	UACS CODE	REVENUE TARGET	ACTUAL REVENUE AND OTHER RECEIPTS COLLECTIONS					CUMULATIVE REMITTANCE /DEPOSITS TO DATE			VARIANCE	REMARKS	
			1st Quarter	2nd Quarter	3rd Quarter	4th Quarter	TOTAL	Remittance to BTR	Deposited with AGDB	Total	Amount	%	14
1	2	3	4	5	6	7	8=(4+5+6+7)	9	10	11=(9+10)	12=(8-3)	13=(12/3)	14
General Fund (formerly Fund 101)													
Special Account in the General Fund (formerly Fund 105, 183, 401, 151-159)													
Off-Budget Accounts (formerly Fund 161 to 164, etc.)													
Certification Fees	4020104002	470,271.90	116,537.20	72,535.00			189,072.20				(281,199.70)	(0.60)	
Other Service Income	4020199099	7,367,968.58									(7,367,968.58)	-1	
Tuition Fees	4020201001	243,590,696.86	70,165,505.22	63,046,881.51			133,212,386.73				(110,378,310.13)	(0.45)	
Income Collected from Students	4020201002	40,561,905.24	3,664,084.50	908,474.67			4,572,559.17				(35,989,346.07)	(0.89)	
Income from Other Sources	4020201003	362,333.41	5,403.01	10.80			5,413.81				(356,919.60)	(0.99)	
Other School Fees	4020201099	25,504,069.84	7,531,139.09	1,873,718.87			9,404,857.96				(16,099,211.88)	(0.63)	
Affiliation Fees	4020202000	46,018.34	735.00				735.00				(45,283.34)	(0.98)	
Rent/Lease Income	4020205000	8,460,296.36	994,392.86	473,168.16			1,467,561.02				(6,992,735.34)	(0.83)	
Income from Printing and Publication	4020215000	3,045,814.89	70,638.01	298,681.00			369,319.01				(2,676,495.88)	(0.88)	
Book Sales	4020216001	12,930,136.09	317,332.00	334,336.50			651,668.50				(12,278,467.59)	(0.95)	
Other Sales	4020216099	268,395.12	145,350.00	306,287.05			451,637.05				183,241.93	0.68	
Others	4020221099	406,108.65	55,294.66	103,476.27			158,770.93				(247,337.72)	(0.61)	
Fines and Penalties - Business Income	4020223000	1,593,329.60	100,674.25	51,399.99			152,074.24				(1,441,255.36)	(0.90)	
Income from Grants and Donations in Cash	4040201000	21,857,000.00	19,550,973.27				19,550,973.27				(2,306,026.73)	(0.11)	
Custodial Funds (formerly Fund 101-184, 187)													
TOTAL		366,464,344.88	102,718,059.07	67,468,969.82			170,187,028.89				(196,277,315.99)	(0.54)	

Certified Correct:

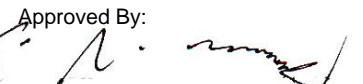

JANICE C. VECINA
 Accountant - STF
 Date: 10/Jul/2018


CHERRY ANN D. SALUSOD, CPA
 Accountant III

Recommended By:


VIMA SOCORRO J. TANDOG
 Vice Chancellor, Finance and Administration
 Date: 10/Jul/2018

Approved By:


RUTH G. CABAHUG, DTE
 Chancellor, CDO Campus
 Date: 10/Jul/2018