




QUARTERLY REPORT OF REVENUE AND OTHER RECEIPTS

As of Quarter Ending September 30, 2016

Department: SUC
 Agency: University of Science & Technology of Southern Philippines
 Operating Unit:
 Organization Code (UACS): 092-08

CLASSIFICATION / SOURCES OF REVENUE AND OTHER RECEIPTS	UACS Code	Revenue Target	ACTUAL REVENUE AND OTHER RECEIPTS COLLECTIONS					CUMULATIVE REMITTANCE/DEPOSITS TO DATE			VARIANCE		REMARKS
			1st Quarter	2nd Quarter	3rd Quarter	4th Quarter	Total	Remittance to BTR	Deposited with AGDB	Total	Amount	%	
1	2	3	4	5	6	7	8=(4+5+6+7)	9	10	11=(9+10)	12=(8-3)	13=(12/3)	14
A. General Fund (formerly Fund 101)													
B. Special Accounts in the general Fund													
C. Off Budget Accounts (formerly Fund 161 to 164, etc.)													
School Fees	4C202010	361,509,041.44	55,578,305.05	47,782,227.20	32,524,452.65	-	135,884,984.90	-	135,884,984.90	135,884,984.90	(225,624,056.54)	-62.41%	
Affiliation Fees	4C202020	96,919.54	-	50,500.00	-	-	50,500.00	-	50,500.00	50,500.00	(46,419.54)	-47.89%	
Clearance and Certification Fees	4C201040	464,039.02	104,900.00	239,735.00	80,785.00	-	425,400.00	-	425,400.00	425,400.00	(38,639.02)	-8.33%	
Fines and Penalties-Business Income	4C202230	2,391,156.50	347,991.88	237,653.52	134,162.50	-	719,807.90	-	719,807.90	719,807.90	(1,671,348.60)	-69.90%	
Rent/Lease Income	4C202050	11,828,383.50	778,452.50	1,259,376.53	561,954.50	-	2,599,783.53	-	2,599,783.53	2,599,783.53	(9,028,599.97)	-77.64%	
Grants and Donations	4C402010	36,062,000.00	292,250.00	1,033,672.01	37,500.00	-	2,163,422.01	-	2,163,422.01	2,163,422.01	(35,868,577.99)	-64.32%	
Other Service Income	4C201990	302,620.00	-	-	-	-	-	-	-	-	(302,620.00)	-100.00%	
Income From Printing and Publication	4C202150	4,539,300.00	85,131.00	121,936.00	620,818.00	-	827,885.00	-	827,885.00	827,885.00	(3,711,415.00)	-81.76%	
Sales Revenue	4C202160	19,670,300.00	665,055.00	2,622,209.50	3,213,364.01	-	6,890,718.51	-	6,890,718.51	6,890,718.51	(12,979,581.49)	65.99%	
Interest Income	4C202210	605,240.00	21,835.47	22,966.21	25,529.12	-	70,330.80	-	70,330.80	70,330.80	(534,909.20)	-89.38%	
D. Custodial Funds (Formerly Fund 191-194, 197)													
TOTAL		439,269,000.00	57,863,920.90	54,370,365.97	37,198,545.78	-	149,432,832.65	-	149,432,832.65	149,432,832.65	(289,836,167.35)	-65.98%	
Certified Correct:  CHERRY M.V.D. SALUSOD, CPA Accountant III Date: October 21, 2016													
Approved by:  JANICE C. VECINA Accountant - STFCW Date: October 21, 2016													
Approved by:  VANESSA V. ASUANO, MPA VP - Finance & Resource Generation Date:													